

# Illuminated Touch-Panel Controller · Reader

Networking / Stand-alone



AR-725E / AR-725E-M  
Metal Frame (Option)



Illuminated  
Touch-Panel



Built-in  
Ethernet Network



huge amount of  
storage user capacity



Weatherproof



Anti-Tamper



3-Door Controller



New Type of  
against vibrating relay



Take actual objects as products standards and pictures are just for reference

## Features

- Provide RS-485 interface for expanding.
- Built-in Watch Dog to prevent the halting.
- User capacity: 16000, event logs: 30000
- Provide three kinds of Access Mode: M4, M6 and M8.
- Access Mode : Card Only · Card or PWD · Card and PWD.
- 63 auto-open zone settings.
- SOYAL software support for networking.
- Easily integrated with SOYAL or others access control system.
- Built-in Ethernet(10/100M Base T)
- Illuminated Touch-Panel.
- 3 Doors Controller.
- Metal frame to avoid violence(AR-725E-M)
- Elegant design with colorful housing to choose.
- Illuminative-Key, 1 bi-color indicator and 1 beeper for identification.
- Built-in anti-tamper function.
- Patent for new type of Relay, avoid vibrating to Mis-Trigger.  
Patent Number:M 333650(Taiwan) ZL 2008 2 0055140.9(China)

**SOYAL**<sup>®</sup>

ACCESS CONTROL SYSTEM

RFID solutions · Proximity & Smart cards · Hardware & Software OEM/ODM Service

RoHS  
Compliant

SOR FC CE MA

# Illuminated Touch-Panel Controller · Reader

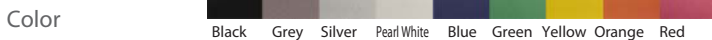
## AR-725E / AR-725E-M

Metal Frame (Option)



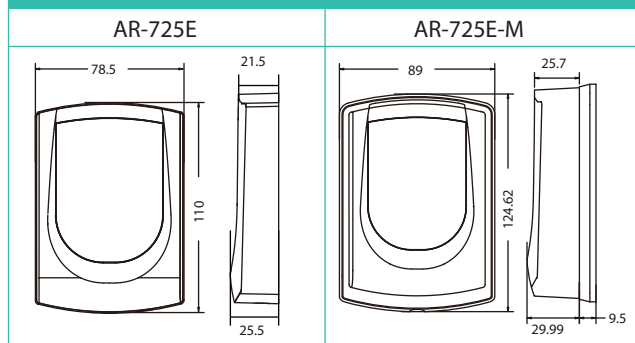
### Specification

Frequency	125kHz	13.56MHz
Data Standard	EM Standard	·ISO14443A ·ISO15693 ·ISO14443A/ B+15693
Active Distance (Depending on frequency)	10-18cm(725E) 7-14cm(725E-M)	3-8cm(725E) 2-5cm(725E-M)
Voltage	10-24VDC	
Power Consumption	<3W	
Communication Interface	Ethernet (AUTO MDI/MDIX)	
DTR (Data Transfer Rate)	10/100M Base T	
Operating Temperature	-20 °C to +75 °C	
Digital Input	3Egress Button / 3Door Sensor	
Relay Output	Door Relay	
Door Relay Time	0, 0.1-600 Sec.	
Alarm Relay Time	0, 0.1-600 Sec.	
Tamper Resist Switch	Limit Switch (Form C)	
User Capacity	M4/M8	16,000
	M6	65,535
Event Log	M4/M8	30,000
Aux.WG Port	2 Pairs	WG26/34
Anti-Pass-Back	Yes(Only for M4/M8)	
Lift Control	64 Stops, 16,000 Users	
Serial Port	RS-485	
Calendar	Yes	
LCD Display	No	
Door Bell Button	No	
Transistor Output	2Door Open/Alarm/Arming LED/Duress	
Weatherproof	IP54	
Indicator	1 bi-color LED & 1 beeper	
Keypad	Illuminated Touch-Panel	
Housing Material	PC+Zinc Alloy(725E-M), PC (725E)	
Time Zone	63	
Operating Mode	Stand Alone and Networking	

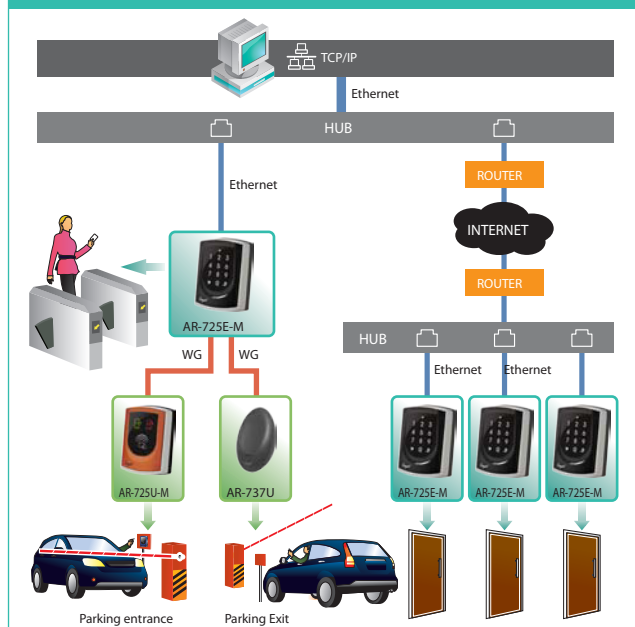


Dimension(mm)	110(L)X79(W)X26(H) (725E)	125(L)X89(W)X30(H) (725E-M)
N.W.(g)	130±10 (725E), 380±10 (725E-M)	

### Dimension(mm)



### Structure



### M4/M6/M8 Access Mode

M4 (Networking)	<ul style="list-style-type: none"> <li>• Card Only</li> <li>• 5-digit user address and 4-digit individual PWD</li> <li>• Card and 4-digit individual PWD</li> </ul>
M6 (Stand Alone)	<ul style="list-style-type: none"> <li>• Card Only</li> <li>• 4-digit Public PWD</li> <li>• Card and 4-digit Public PWD</li> </ul>
M8 (Networking)	<ul style="list-style-type: none"> <li>• Card Only</li> <li>• 4-digit individual PWD</li> <li>• Card and 4-digit individual PWD</li> </ul>

